

Year 1 - Parent/Carer information leaflet

The Oxford Owl eBook Library contains a wide selection of books from across Oxford's most popular series. The books are carefully levelled and progress in reading difficulty from those appropriate for Reception right through to those suitable for Year 6. The exact number of books and range of levels your child has access to will depend on the subscription that their school has bought.

How does my child access the eBook Library?

1. Go to www.oxfordowl.co.uk
2. Click on the 'Log in' link (top right) to open the login form.
3. Make sure the 'Students' tab is highlighted. Type in the class name and password that your child's teacher has given your child, and click 'Login'.



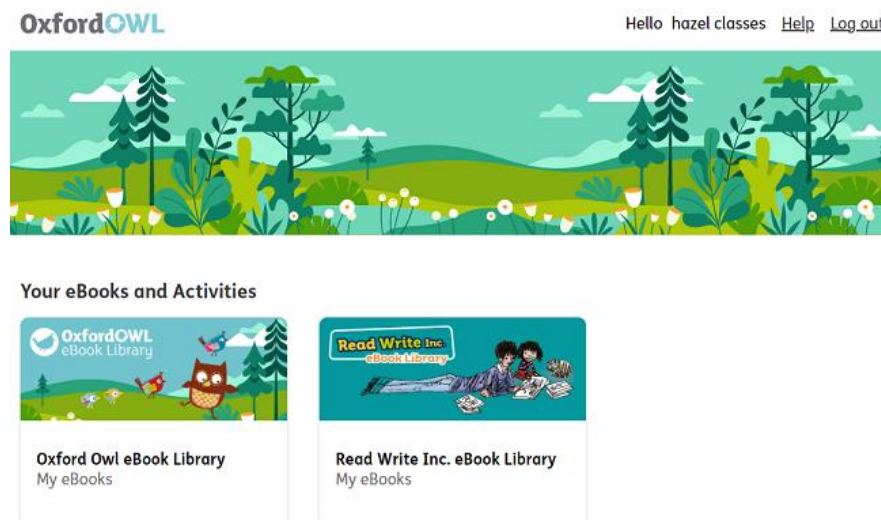
The screenshot shows the Oxford Owl website home page. At the top, there is a navigation bar with 'OxfordOWL', 'Help', 'Join us', and 'Log in' (circled in red). Below the navigation bar is a welcome message: 'Welcome to Oxford Owl' and 'Discover expert advice, educational resources and free eBooks to support children's learning at primary school and at home, from Oxford University Press.' The main content area features two large cards. The left card is titled 'Oxford Owl for School' and includes the text 'Teaching resources and expert school improvement support' and a list of bullet points: 'Award-winning subscriptions and leadership support', 'Free teaching resources and eBooks', and 'Free Professional Development videos'. It has 'Log in' and 'Join us' buttons. The right card is titled 'Oxford Owl for Home' and includes the text 'Free resources to support learning at home' and a list of bullet points: 'Advice and support for parents', 'Educational activities and games', and 'Free eBook library for 3- to 11-year-olds'. It has an 'Enter site' button. At the bottom of the left card, there is a link 'About Oxford Owl for School' with a right-pointing arrow.

Write your class name and password here:

Class name: year1afs21

Password: Read

4. Click on the tile for the Oxford Owl eBook Library.



The screenshot shows the user interface after login. At the top, there is a header with 'OxfordOWL' and 'Hello hazel classes Help Log out'. Below the header is a large, colorful illustration of a forest landscape with trees, hills, and a path. Underneath the illustration is the section 'Your eBooks and Activities'. This section contains two tiles. The left tile is titled 'Oxford Owl eBook Library My eBooks' and features an illustration of an owl and a book. The right tile is titled 'Read Write Inc. eBook Library My eBooks' and features an illustration of two children reading a book.

5. Click on the eBook to open it.



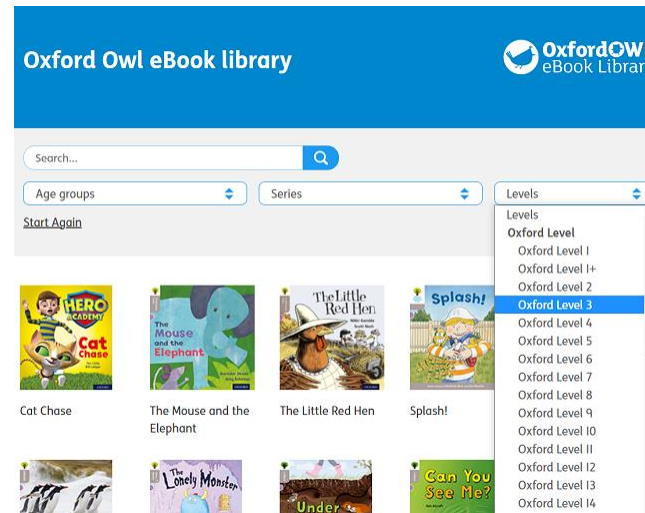
How do I know which book my child should read?

Your child's teacher will tell them which Oxford Level (or Book Band) they are working on. Your child can then read any of the books at that level.

Alternatively, your child's teacher may specify an exact title.

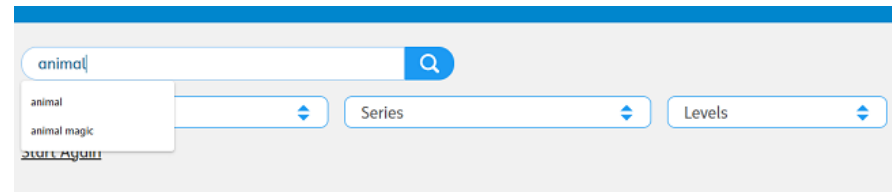
How do I find the right book or level?

To find the right level, click on the Levels filter at the top of the library, choose Oxford Levels or Book Bands as appropriate. Choose your level and then the books will be filtered so that you only see books at that level.



The screenshot shows the Oxford Owl eBook library interface. At the top, there is a search bar and a navigation bar with the Oxford Owl logo. Below the search bar, there are three dropdown menus: 'Age groups', 'Series', and 'Levels'. The 'Levels' dropdown menu is open, showing a list of levels from 'Oxford Level 1' to 'Oxford Level 14'. 'Oxford Level 3' is highlighted in blue. Below the filters, there is a grid of book covers with their titles: 'Cat Chase', 'The Mouse and the Elephant', 'The Little Red Hen', 'Splash!', 'Lonely Monsters', 'Under', and 'Can You See Me?'. A 'Start Again' link is also visible.

To find the right title, type it into the Search box.



The screenshot shows the search bar in the Oxford Owl eBook library interface. The word 'animal' is entered in the search box. Below the search box, there is a dropdown menu with suggestions: 'animal', 'animal magic', and 'Start Again'. To the right of the search box, there are three dropdown menus: 'Age groups', 'Series', and 'Levels'.